



## Residential Landscape Design Plans

In order to get a native, low-maintenance landscape design plan and installation for your Lowcountry residential property, contact me today to get a **free consultation**. I harmonize residential and commercial properties with the natural Lowcountry environment throughout the metro Charleston area as well as the South Carolina Lowcountry as a whole.

### Residential Landscape Design, Mt. Pleasant: "Harmony"

See more of my native, low-maintenance landscape design projects and reviews of them [here](#).

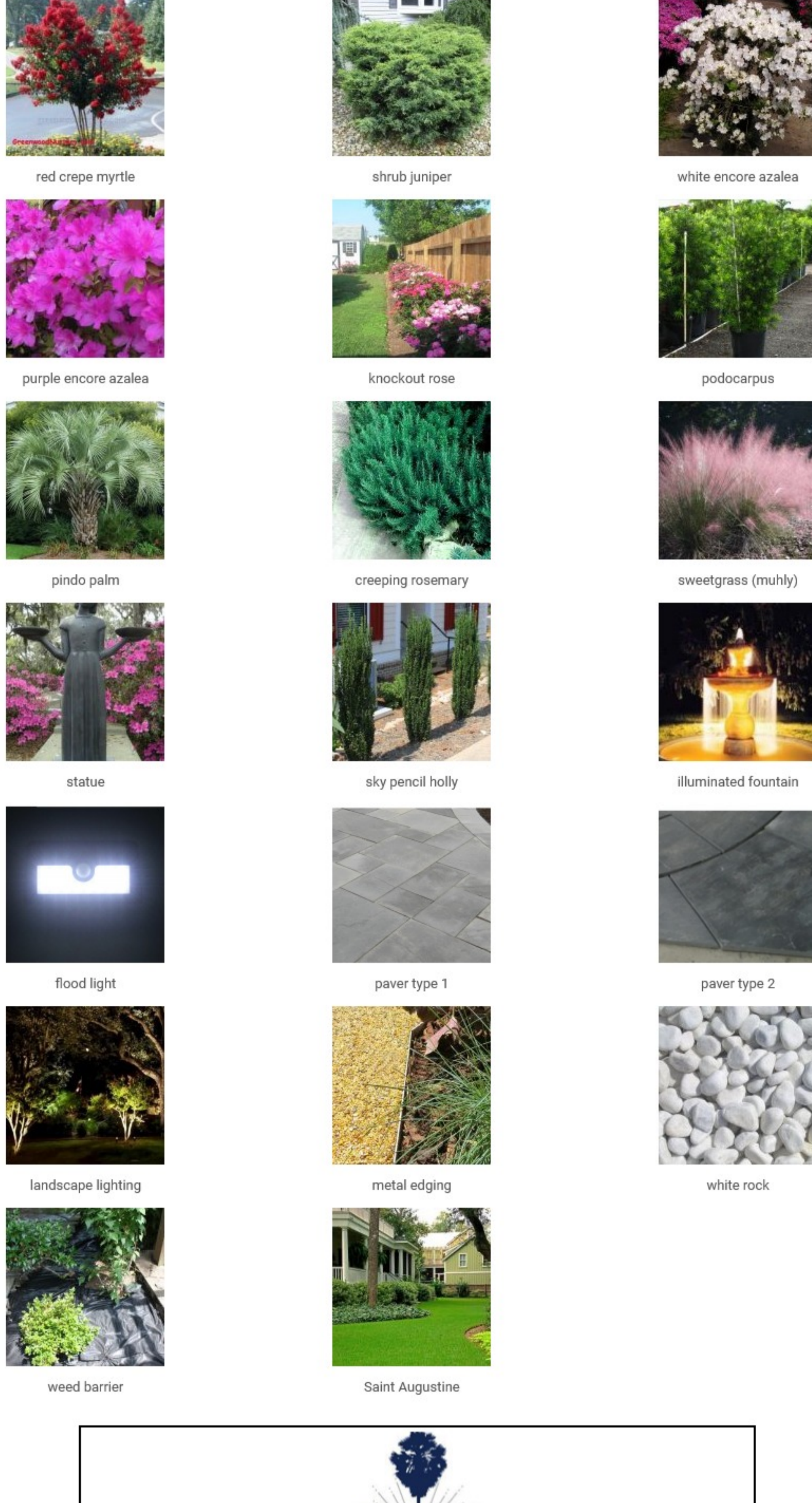
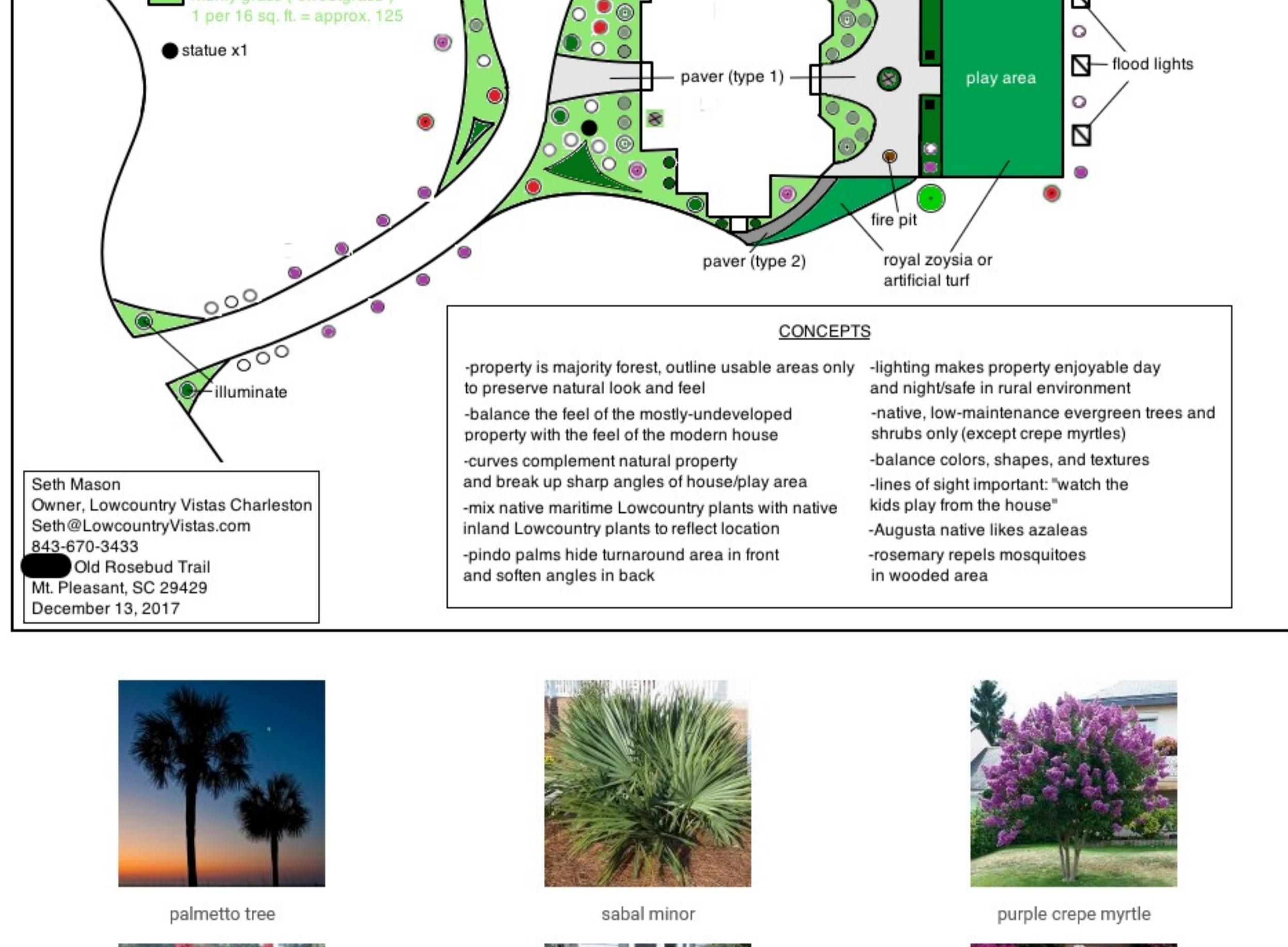
On this project, I designed the landscaping for a new house constructed on a large, undeveloped lot in mostly undeveloped far north Mt. Pleasant (zip code 29466). Most of the lot was kept wooded, which gave the property a distinct rural feel representative of the surrounding area. The house, on the other hand, had a very modern feel. Featuring a large number of sharp angles not found in nature, the structure contrasted greatly with the wilderness around it. Due to the clash between the mostly-natural lot and the modern design of the house, I approached the project with the key goal of bringing harmony between nature and man.

Located in a saltwater/freshwater transition zone, the property featured a mix of existing "coastal Lowcountry" and "inland Lowcountry" trees and shrubs. Building upon the natural plant orientation, I used a mix of coastal and inland greenery to bring harmony between the natural and man-made elements. As I typically do, I made heavy use of native, low-maintenance Lowcountry evergreen trees and shrubs to maximize aesthetics, feel, and utility while minimizing hassle. As always, I aimed to balance size, shape, texture, and color.

I'm a strong advocate of incorporating landscape lighting in designs to accentuate elements and extend aesthetic appeal beyond sundown. This time, however, I made even greater use of illumination due to the homeowners' desire to play with their children after dark and feel safe in a wooded, unfenced property located in a sparsely-populated, mostly undeveloped area. Also, as the family would spend a significant amount of time playing outdoors in a deep woods environment, I made generous use of mosquito-repelling creeping rosemary as ground cover.

I asked the homeowners to describe the design plan in a few words. Their first word: "harmonious". Mission accomplished.

[Click images to enlarge.](#)



**Design Concept Description:**  
 Old Rosebud Trail  
 Mt. Pleasant, SC 29429  
 December 14, 2017

Thank you very much for allowing me to design your property. I hope my design brings your family many years of joy. As discussed, I will be your advocate throughout the installation process. When you get a moment, please forward me the company's information.

I approached this project with two primary thoughts in mind: 1) The property is large and mostly wooded and is located in a primarily undeveloped area. 2) The house and the play areas—where your family's domestic life will take place—contrast greatly with the wilderness that surrounds them. I sought to bring balance and harmony between the order of the man-made elements and the ubiquitous, untamed nature, keeping the property as natural as possible.

As such, I focused on framing the house and play areas (which include the large sitting area in the back) using native evergreens in a manner that demonstrates great harmony between nature and the man-made elements in which your family will live and play. I made frequent use of curves to balance the unnatural sharp angles of the house and play areas, and I used a mix of "coastal Lowcountry" and "inland Lowcountry" plants seen throughout the immediate area, which is a salt water/fresh water transition zone. I typically group plants by their coastal or inland nature but, because I strived for harmony and balance on this project, I spread the two types evenly.

I applied my usual principles: native, low-maintenance, contrasts, day and night value, etc. Regarding the latter, due to the fact that the property is located in a dark, relatively undeveloped area, I made great use of lighting. Of note, I bordered the field of the play area with flood lights so your family can play day or night. I also paid close attention to sight lines, including keeping the field mostly unobstructed so you can easily watch your children.

I thank you again for the opportunity, and I'm excited about seeing it installed.

Warm Regards,  
 Seth

**Estimated Costs (Contractors Pre-Selected):**  
 Old Rosebud Trail  
 Mt. Pleasant, SC 29429

palmetto tree	██████████
sabal minor	██████████
crepe myrtle (purple)	██████████
crepe myrtle (red)	██████████
juniper (stand-up)	██████████
white encore azalea	██████████
purple encore azalea	██████████
knockout rose	██████████
podocarpus	██████████
pindo palm	██████████
creeping rosemary	██████████
sweetgrass	██████████
statue	██████████
sky pencil holly	██████████
illuminated fountain	██████████
paver (type 1)	██████████
paver (type 2)	██████████
lighting	██████████
edging	██████████
white rock	██████████
weed cloth	██████████
markup/labor	██████████
<b>Total</b>	██████████

### Residential Landscape Design, James Island: "Harmony"

See more of my native, low-maintenance landscape design projects and reviews of them [here](#).

I completed this project for a recently-retired couple looking to demolish a 2,000 square foot 1960s house and construct a lovely, modern 7,000 square foot manor worthy of the breathtaking harborfront property on which it will sit.

The few existing elements the property had were Lowcountry jewels: tremendous live oaks, a view of the historic district and the Ravenel bridge across the harbor, a deep water dock with an attached floating dock, and a heated, salt water in-ground pool. These elements made excellent foundations on which to build a polished design.


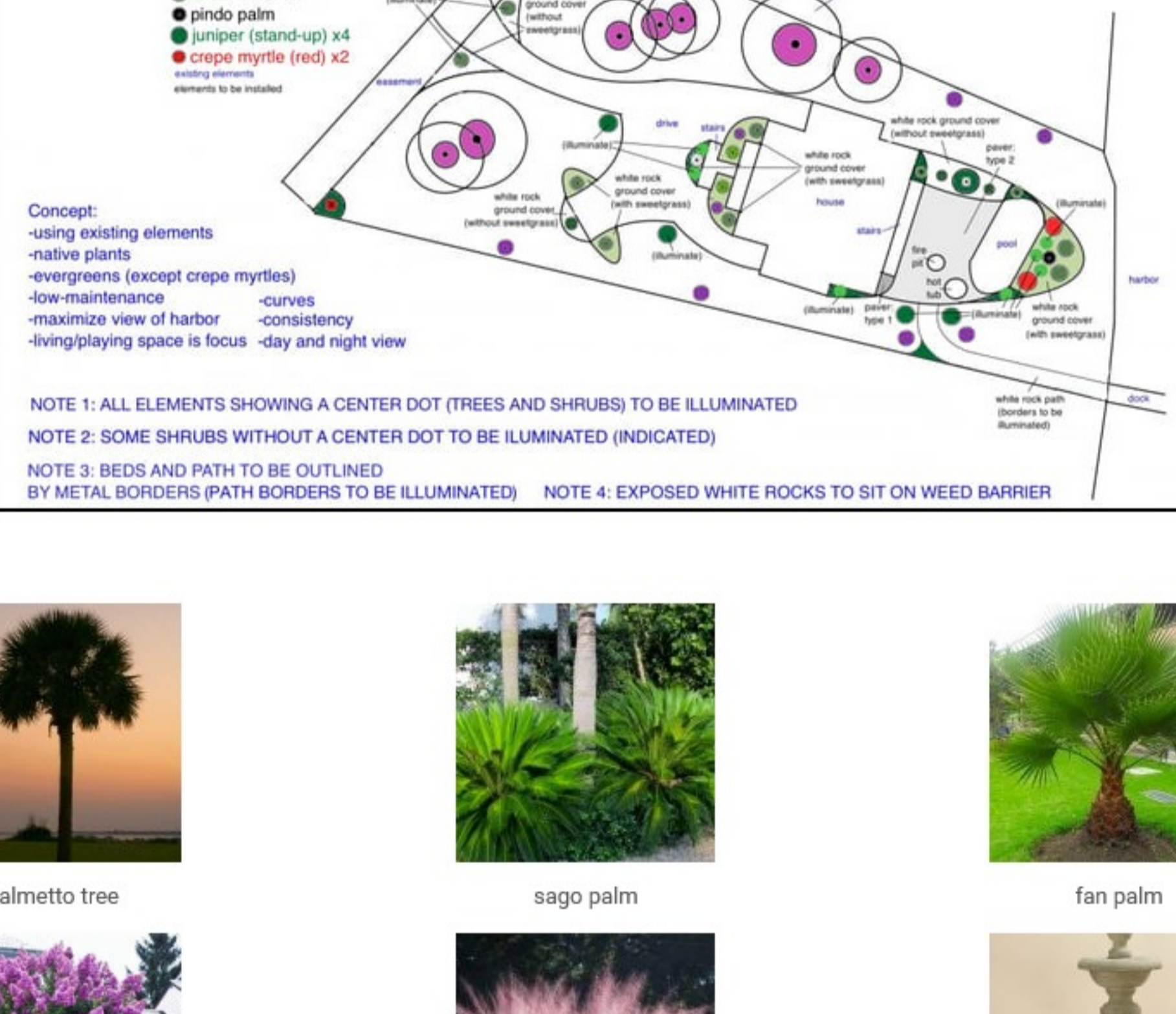
As I typically do, I used as many native, low-maintenance evergreens as possible, I grouped together "coastal Lowcountry" plants such as palms and grasses and "inland Lowcountry" plants such as live oaks and azaleas, and I connected the two plant groups with crepe myrtles and conifers. I also aimed to balance color, size, shape, texture, and density as well as lighting.

The exquisite deepwater property on which the house will sit is a Lowcountry gem. Rather than tarnish its existing appeal with a preponderance of new elements, I chose to outline the areas in which the owners will live and play. The property's existing "Lowcountry showpieces" are visible from most angles; I gave them extra shine, literally through illumination and figuratively through the placement of complementary rocks, metal edging, and native plants.

Because of the importance of the "lifestyle" qualities of the property, I dedicated approximately 2,000 square feet to a backyard play area, which consists of an illuminated grand fountain rising from a 1,200 square foot patio with a built-in fire pit and hot tub, in addition to the existing pool.

I created this design as a "perfect world" model and gradually removed elements until it conformed with the clients' budget. The end result was a polished gem of the Lowcountry that should bring the family a lifetime of joy.

[Click images to enlarge.](#)



**Design Concept Description:**  
 White Point Blvd.  
 Charleston, SC 29412  
 08/18/17

Thank you very much for allowing me to design your property. I hope my design brings your family many years of joy. As discussed, I will be your advocate throughout the installation process. When you get a moment, please forward me the company's information.

As I typically do, I used as many native, low-maintenance evergreens as possible, I grouped together "coastal Lowcountry" plants such as palms and grasses and "inland Lowcountry" plants such as live oaks and azaleas, and I connected the barrier island and inland plant groups with crepe myrtles and conifers. I also strived to balance color, size, shape, texture, and density as well as lighting.

Your property is conducive to the ideal Charleston lifestyle, rather than outlining it with plants, I chose to outline the elements in which you'll live and play. The property's existing "Lowcountry jewels" are visible from most angles; I strived to give them extra shine, literally through illumination and figuratively through the placement of complementary rocks, metal edging, and native plants.

Because of the importance of the "lifestyle" qualities of your property, I dedicated approximately 2,000 square feet to the backyard play area, which consists of an illuminated grand fountain rising from a 1,200 square foot patio with a built-in fire pit and hot tub, in addition to the pool.

I've made arrangements with the contractors. They should be contacting you soon.

I thank you again for the opportunity to design your property. If you have any questions, don't hesitate to contact me at 843-670-3433 or at Seth@LowcountryVistas.com.

Warm Regards,  
 Seth

**Estimated Costs - (Recommended Contractors):**  
 White Point Blvd.  
 Charleston, SC 29412

palmetto tree	██████████
sago palm	██████████
fan palm	██████████
crepe myrtle (purple)	██████████
crepe myrtle (red)	██████████
juniper (stand-up)	██████████
white encore azalea	██████████
purple encore azalea	██████████
knockout rose	██████████
podocarpus	██████████
pindo palm	██████████
creeping rosemary	██████████
sully grass	██████████
statue	██████████
sky pencil holly	██████████
illuminated fountain	██████████
paver (type 1)	██████████
paver (type 2)	██████████
lighting	██████████
edging	██████████
white rock	██████████
weed cloth	██████████
markup/labor	██████████
<b>Total</b>	██████████

**Click here for a free consultation.**  
 For a limited time, I'll provide an initial assessment free of charge.